

TAIPAN 365

FLOW RATE CONTROLLER FOR LOSS IN WEIGHT SYSTEMS



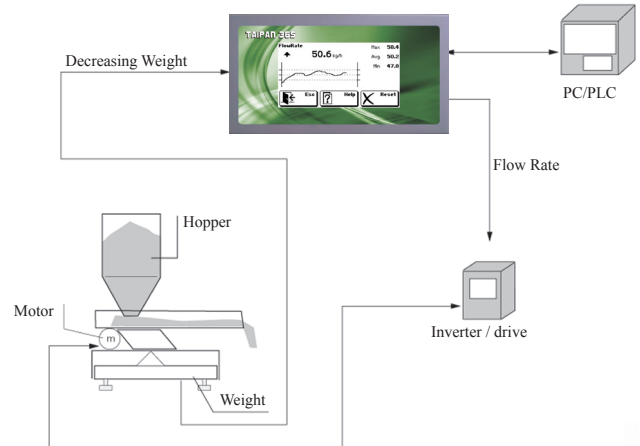
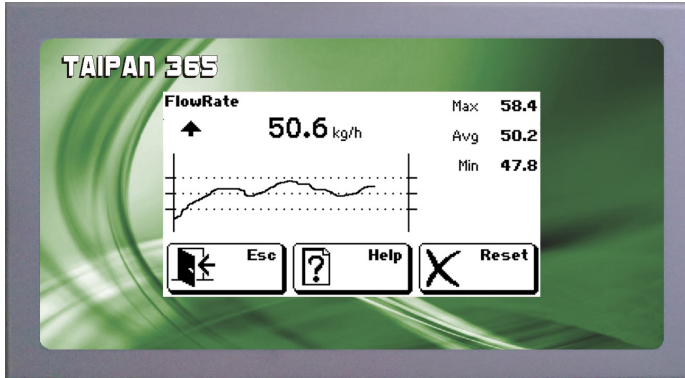
ASCII Modbus

PROFI BUS

PROFI NET



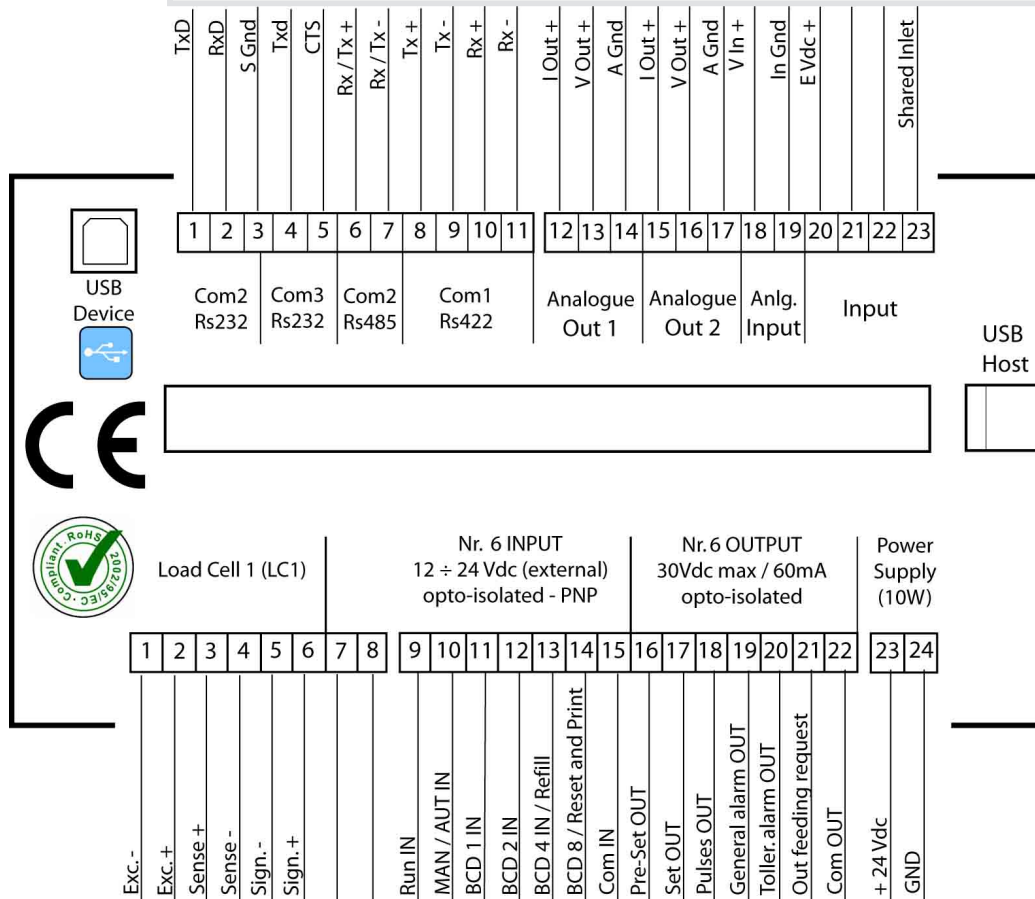
(DEFAULT PROTOCOL OR OPTIONAL)



SELECTABLE LANGUAGES



Instrument box for panel mounting.
 Backlighted 5.2" TOUCH SCREEN LCD display.
 IP 65 front panel protection rating.
 The TAIPAN 365 not only integrates weight and time variables but also generates the instantaneous flow rate per hour, total weight and the function of automatic flow rate regulator.



Rev. 02 del 06/05/2016

TAIPAN 365

REGOLATORE DI PORTATA PER DOSATORI A PERDITA DI PESO



OPTIONAL AVAILABLE:

- PROFIBUS-DP PROTOCOL;
- PROFINET-IO PORT;
- USB HOST FOR PEN DRIVE;
- ADDITIONAL ANALOGUE INPUT AND OUTPUT;
- ETHERNET INTERFACE;
- 4IN/8OUT ADDITIONAL MODULE;
- 24 COLUMN PRINTER;
- BIG DISPLAY REPEATER.

MAIN FEATURES OF TAIPAN 365

Maintaining the flow SET POINT by adjusting IP analog output, with an alarm output of flow out of tolerance.

Continuous transmission of the instantaneous flow rate, detected by analog output proportional to it.

Ability to set, for batching, the values of presets, sets and fly with pulse outputs to the achievement of values.

Possibility of setting of the SET POINT via analog input; optional extra analog output in addition to the standard output

Save points for the working curve of the doser when used in combination with with non-linear extractors (eg electromagnetic extractor).

Calculation of the weight total and transmission by impulse output; output can be delivered in a 24 column printer via RS232 port.

Programming of up to 15 different set points of work, settable by BCD inputs.

Able to freeze the analog output value, by means of logic input, in order to avoid the initial pendulation of system (which runs all 15 set point).

Ability to display, during operation, I/O status, the current weight, current speed, the pulse encoder and the correction factor set.

Procedures for the zero setting on working loaded belt and automatic adjustment factor correction.

Can be connected with PC / PLC using communication protocols ASCII, Modbus-RTU, Etherne, Profibus and Profinet-IO (optional).

TECHNICAL FEATURES

Power supply and consumption	24Vdc 10W		
CPU - Micro controller	RISC 32 bit - 44MHz		
Number of load cells in parallel and supply	max 8 (350 Ω) - 5Vdc / 120mA		
Communication protocol	RS232 / RS485 / USB Device, Ethernet		
A/D converter	24bit		
Protection rating	IP65		
Display resolution	10.000	Analog output	16bit (V e mA)
Internal resolution	up to 600.000	Analog input	24bit (V e mA)
Reading resolution	1x, 2x, 5x, 10x	Working temperature	-10 ÷ +50°C
Logic output	nr.6 photorelè	Storage temperature	-20 ÷ +60°C
Logic output features (cad.)	max 30Vdc - 60mA	Humidity	85% (s.c.)
Logic input	nr.6 optoisolated	Case dimension	196x105x10mm
Logic input features (cad.)	12/24Vdc PNP	Panel hole for monting	187x97mm

Rev. 02 del 06/05/2016